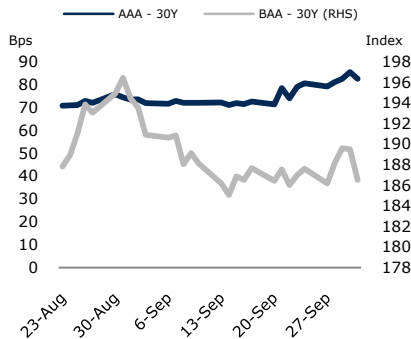




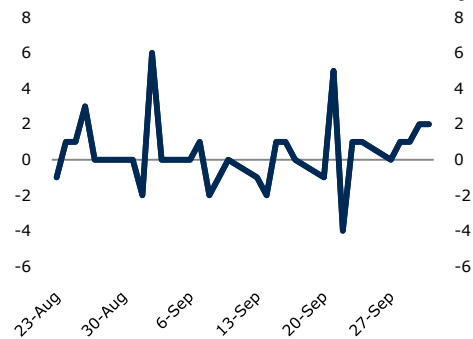
# SAXO Charts of the Day

October 4, 2010

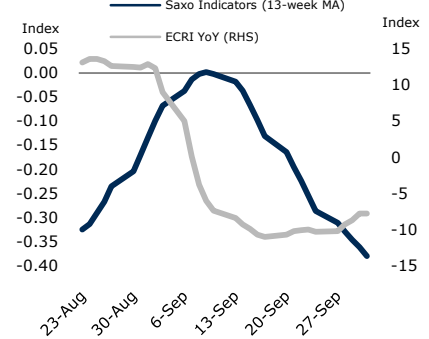
US 30Y Treasury Spread



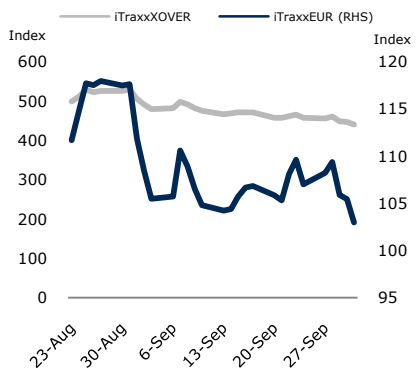
Up/Down Revisions S&P 500



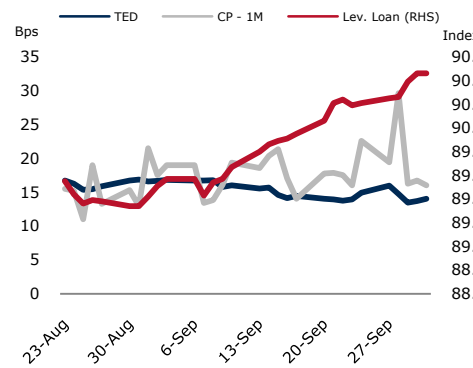
Weekly Fundamental Indicators



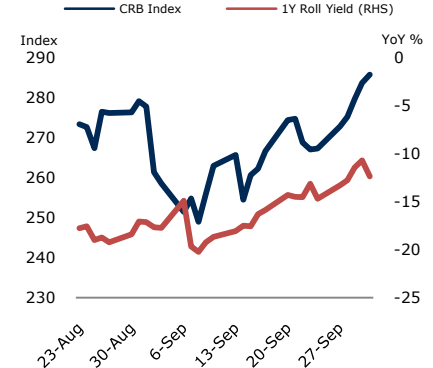
iTraxx



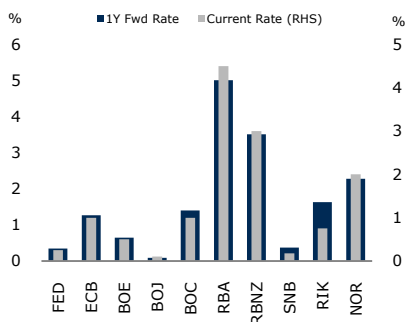
TED & CP Spread, Leveraged Loans



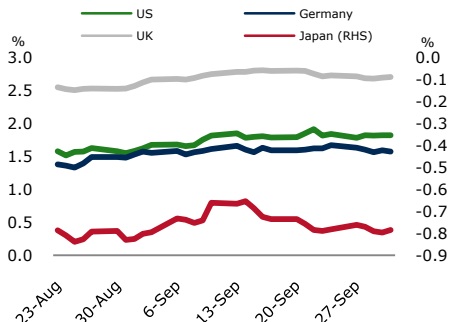
CRB Index & 1Y Roll Yield



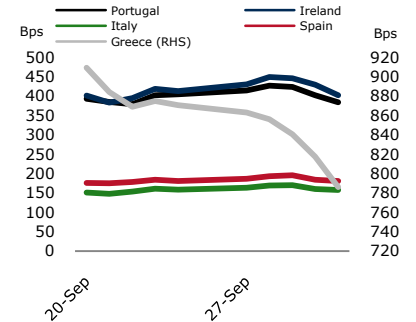
Central Banks' Rates



Breakeven Inflation



PIIGS vs. Germany 10Y Yields



## Saxo Bank Strategy & Research

David Karsbøl, *Chief Economist*

John J. Hardy, *FX Consultant*

Robin Bagger-Sjöbäck, *Research Analyst*

Christian T. Blaabjerg, *Chief Equity Strategist*

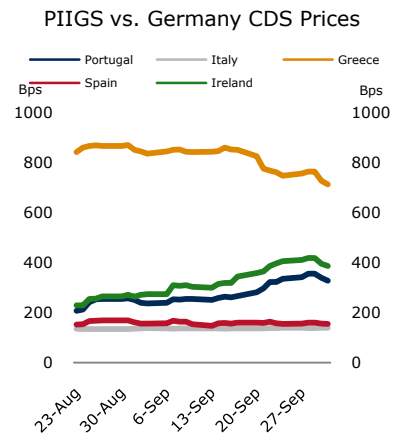
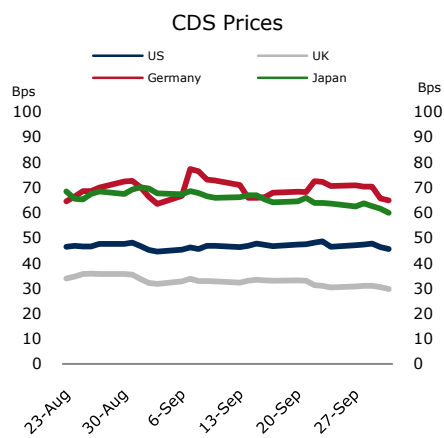
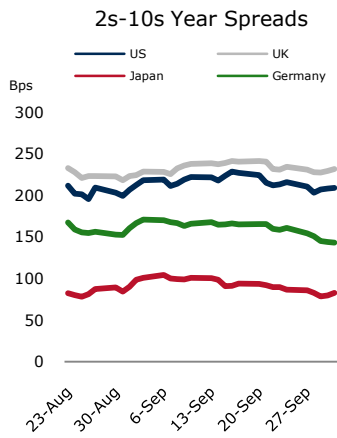
Mads Koefoed, *Macro Strategist*

[www.saxobank.com](http://www.saxobank.com)

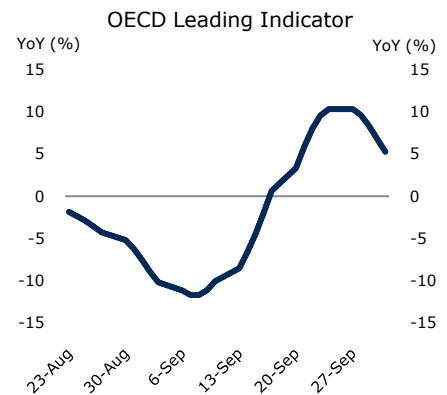
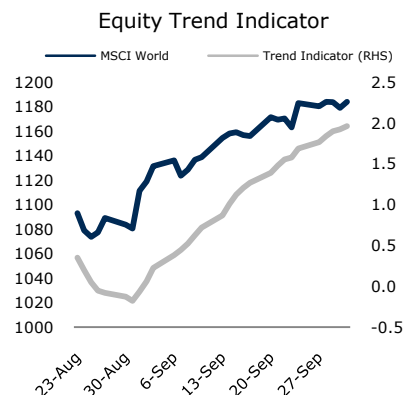
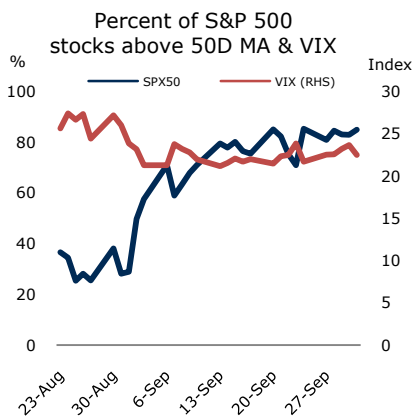
[www.tradingfloor.com](http://www.tradingfloor.com)

Important disclosures at the end of this report

For more trading commentary on forex, equities, and commodities go to [www.tradingfloor.com](http://www.tradingfloor.com) or [www.saxobank.com](http://www.saxobank.com)



	S&P 500	NASDAQ	Dow Jones	DAX	FTSE100	Nikkei225	CAC40	SMI20
P/E	15.10	18.99	14.03	15.26	16.69	22.88	12.98	14.60
CAPE	17.97	41.93	17.71	22.37	21.66	23.90	12.02	20.36
P/B	2.18	3.64	2.69	1.51	1.90	1.24	1.21	2.51
DY	1.96	0.86	2.59	3.08	3.29	1.75	3.75	2.92



RSI	S&P 500	NASDAQ	Dow Jones	DAX	FTSE100	Nikkei225	CAC40	SMI20
3D	62.48	35.55	59.40	24.23	67.64	36.01	16.30	16.60
9D	63.87	66.74	65.05	47.81	62.72	49.45	43.13	37.72
14D	62.47	66.69	63.54	51.06	62.27	51.03	48.55	43.60



## **General**

These pages contain information about the services and products of Saxo Bank A/S (hereinafter referred to as "Saxo Bank"). The material is provided for informational purposes only without regard to any particular user's investment objectives, financial situation, or means. Hence, no information contained herein is to be construed as a analysis; or an offer to buy or sell; or the solicitation of an offer to buy or sell any security, financial product, or instrument; or to participate in any particular trading strategy in any jurisdiction in which such an offer or solicitation, or trading strategy would be illegal. Saxo Bank does not guarantee the accuracy or completeness of any information or analysis supplied. Saxo Bank shall not be liable to any customer or third person for the accuracy of the information or any market quotations supplied through this service to a customer, nor for any delays, inaccuracies, errors, interruptions or omissions in the furnishing thereof, for any direct or consequential damages arising from or occasioned by said delays, inaccuracies, errors, interruptions or omissions, or for any discontinuance of the service. Saxo Bank accepts no responsibility or liability for the contents of any other site, whether linked to this site or not, or any consequences from your acting upon the contents of another site. Opening this website shall not render the user a customer of Saxo Bank nor shall Saxo Bank owe such users any duties or responsibilities as a result thereof.

## **Analysis Disclosure & Disclaimer**

### **Risk warning**

Saxo Bank A/S shall not be responsible for any loss arising from any investment based on any analysis, forecast or other information herein contained. The contents of this publication should not be construed as an express or implied promise, guarantee or implication by Saxo Bank that clients will profit from the strategies herein or that losses in connection therewith can or will be limited. Trades in accordance with the analysis in an analysis, especially leveraged investments such as foreign exchange trading and investment in derivatives, can be very speculative and may result in losses as well as profits, in particular if the conditions mentioned in the analysis do not occur as anticipated.



